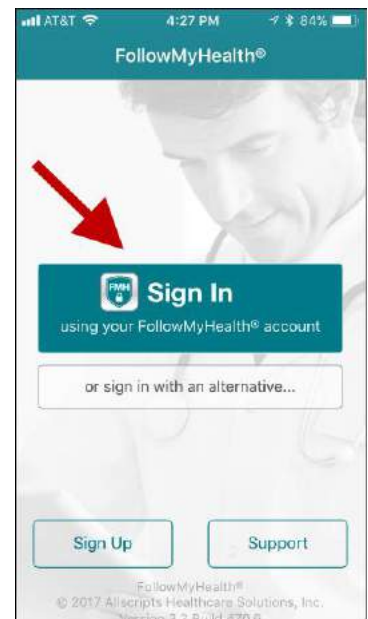


Accessing Pay My Bill from your MyUHCare Personal Health Record Using the FollowMyHealth Mobile App on iPhone

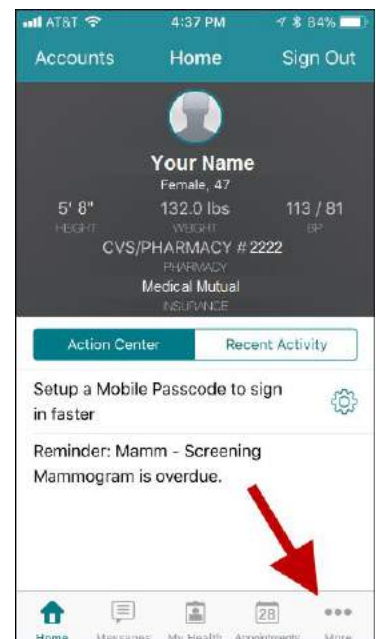
You can pay your UH bills through the MyUHCare Personal Health Record (PHR) using the FollowMyHealth iPhone app by following the steps below.

1. Log in to the FollowMyHealth mobile app by tapping **Sign In**.

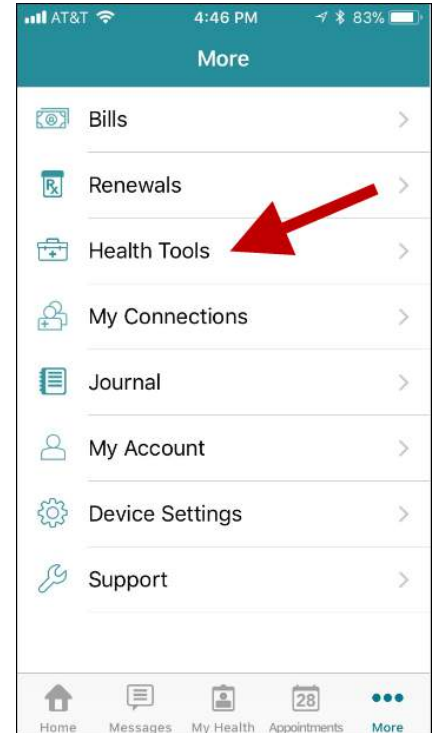
Note: If you have not yet created a MyUHCare Personal Health Record account or downloaded the FollowMyHealth mobile app, visit UHhospitals.org/FMHMobileApp for instructions.



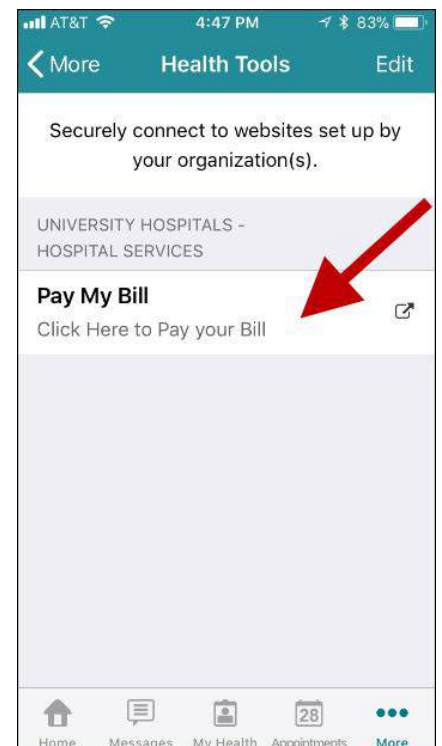
2. From the Home screen, tap **More** in the bottom right corner.



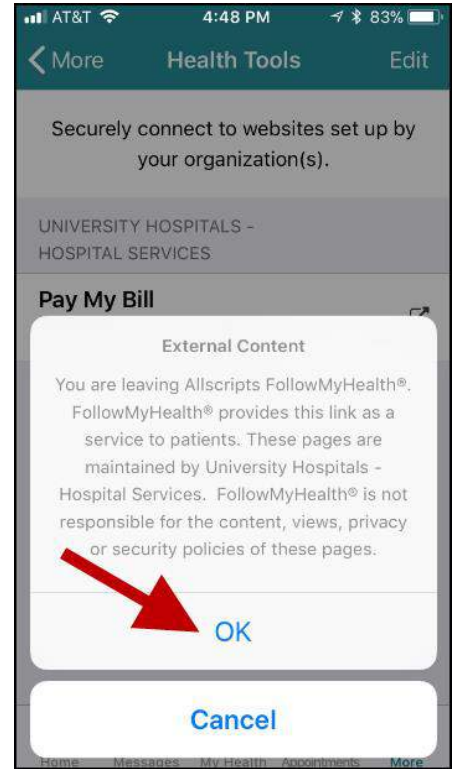
3. Tap **Health Tools**.



4. Tap **Pay My Bill**.



5. The **External Content** screen displays. Tap **OK** to continue.



6. The **Account Overview** screen displays.

To learn how to make a one-time payment or set up a payment plan, visit <http://www.uhhospitals.org/myuhcare/online-bill-pay> for detailed instructions.



Need Additional Assistance?

Please contact Customer Service at 1-888-670-9775, Monday – Friday, 8 a.m. – 8 p.m. or email support@followmyhealth.com.